

# Spanish



Please open the language angels site:

<https://www.languageangels.com/homeschool/>

USERNAME

KingsA1472

PASSWORD

lahome

# Go to entry level

## Unit 3: La Fruta.

### ENTRY LEVEL CHALLENGE

- Unit 1: Puedo... (I can...)
- Unit 2: Los Instrumentos (Musical Instruments)
- Unit 3: Basic Vocabulary
- Unit 4: Las Formas (Shapes)
- Unit 5: La Fruta (Fruits)**
- Unit 6: Yo Aprendo Español (I am Learning Spanish)
- Unit 7: Los Animales (Animals)
- Unit 8: Caperucita Roja (Little Red Riding Hood)
- Unit 9: Las Verduras (Vegetables)

### INTERMEDIATE LEVEL CHALLENGE

- Unit 1: Mi Clase (In The Classroom)
- Unit 2: Los Romanos (The Romans)
- Unit 3: Me Presento (Presenting Myself)
- Unit 4: La Familia (Family)
- Unit 5: Mi Casa (My Home)
- Unit 6: ¿Tienes Una Mascota? (Do You Have A Pet?)
- Unit 7: La Ropa (Clothes)
- Unit 8: ¿Qué Fecha Es Hoy? (What Is The Date?)
- Unit 9: La Fonética (Phonetics & Pronunciation)
- Unit 10: ¿Qué Tiempo Hace? (The Weather)

### SUPER CHALLENGE LEVEL

- Unit 1: En El Colegio (At School)
- Unit 2: Yo En El Mundo (Me In The World)
- Unit 3: El Fin De Semana (The Weekend)
- Unit 4: Los Verbos Regulares (Regular verbs)
- Unit 5: Los Verbos Irregulares (Irregular Verbs)
- Unit 6: La Comida Sana (Healthy Lifestyle)

# The lessons will appear above the entry level challenge menus.

## *Select Lesson 2.*

The screenshot shows the Language Angels Home School website. At the top is a dark blue navigation bar with links for Home, Dashboard, Contact Us, and Terms, and a Logout button. Below the navigation bar is a header section with the title "Pick your lesson" and a welcome message "Welcome Kings Avenue School". The main content area is divided into three columns. The left column is titled "La Fruta (Fruits)" and contains a description: "In this unit pupils will learn how to say, read and write up to ten different fruits in Spanish as well as be able to express which fruits they like and dislike." The middle column contains five buttons labeled "Lesson 1", "Lesson 2", "Lesson 3", "Lesson 4", and "Lesson 5". The right column is titled "Lesson Summary" and contains a description: "In this lesson we introduce the next set of five fruits. In this lesson 1 fruit is feminine and 4 are masculine so the feminine fruit has the word 'una' before it and the masculine fruits have the word 'un' before them." Below the lesson selection area are three challenge level sections: "ENTRY LEVEL CHALLENGE" (red bar), "INTERMEDIATE LEVEL CHALLENGE" (yellow bar), and "SUPER CHALLENGE LEVEL" (green bar). Each section contains two unit buttons: "Unit 1: Puedo... (I can...)", "Unit 1: Mi Clase (In The Classroom)", "Unit 1: En El Colegio (At School)", "Unit 2: Los Instrumentos (Musical Instruments)", "Unit 2: Los Romanos (The Romans)", and "Unit 2: Yo En El Mundo (Me In The World)".

Home Dashboard Contact Us Terms Logout

### Pick your lesson

Welcome Kings Avenue School

#### La Fruta (Fruits)

In this unit pupils will learn how to say, read and write up to ten different fruits in Spanish as well as be able to express which fruits they like and dislike.

Lesson 1  
Lesson 2  
Lesson 3  
Lesson 4  
Lesson 5

#### Lesson Summary

In this lesson we introduce the next set of five fruits. In this lesson 1 fruit is feminine and 4 are masculine so the feminine fruit has the word 'una' before it and the masculine fruits have the word 'un' before them.

START LESSON

#### ENTRY LEVEL CHALLENGE

Unit 1: Puedo... (I can...)  
Unit 2: Los Instrumentos (Musical Instruments)


#### INTERMEDIATE LEVEL CHALLENGE

Unit 1: Mi Clase (In The Classroom)  
Unit 2: Los Romanos (The Romans)


#### SUPER CHALLENGE LEVEL

Unit 1: En El Colegio (At School)  
Unit 2: Yo En El Mundo (Me In The World)

Click start lesson.





# Watch the video and complete the activities and games!

 LANGUAGE ANGELS Home School Logout

[back to Dashboard](#)

**Your lesson:** La Fruta (Fruits) - Lesson 2


 Interactive Lesson



La Fruta

1 / 57 00:00 / 00:00

OUTLINE PREV NEXT

 Activities

[Worksheet - LESS CHALLENGE](#)


[Worksheet - STANDARD CHALLENGE](#)

[Worksheet - MORE CHALLENGE](#)

[ANSWERS - LESS CHALLENGE](#)

[ANSWERS - STANDARD AND MORE CHALLENGE](#)

[Colouring sheet](#)

 Play Games

[Go to games arcade](#)



**You have finished today's lesson, well done!**

**Remember to send your work from this lesson to Mr Mitchell  
at [tmitchell@kingsavenue.lambeth.sch.uk](mailto:tmitchell@kingsavenue.lambeth.sch.uk)**



**Enjoy the rest of your day!**

# Physical Education

This week's PE activity:  
Video game workout!

