

# Hope you have had a lovely weekend!

Monday 17th January 2021

L.O: To plan my own narrative using a modelled structure

We are so proud of all of your hard work so far, keep it up!

- To be creative with my ideas
- To group my ideas into paragraphs
- To include complex sentence structures

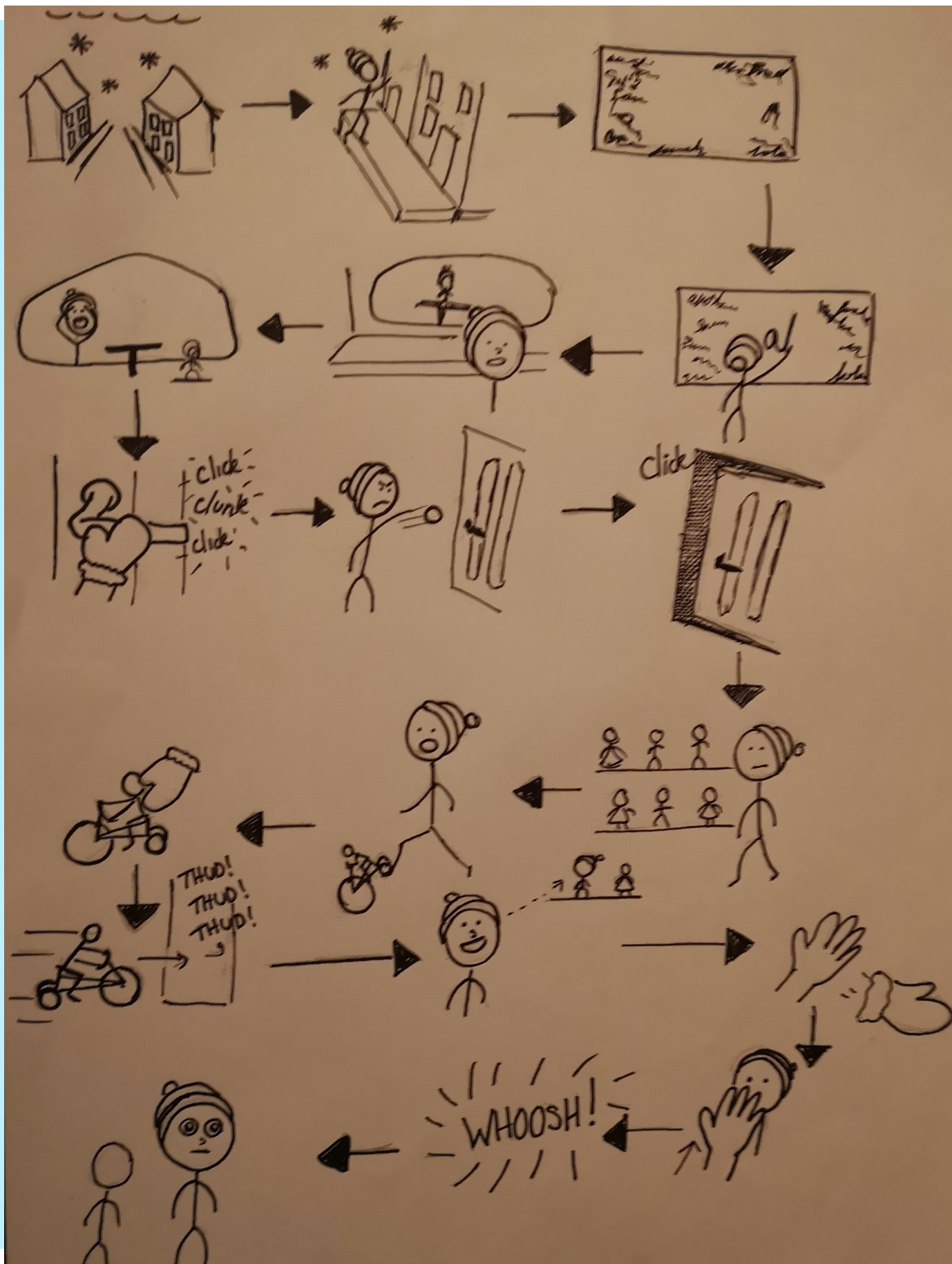
Today, we will be planning our own suspense story using the structure of Alma.

We will then write our own version this week!

Look at the story map of Alma on the next slide.


Can you see how the story is retold?

What might be useful about this way of planning?



## Can you spot each of these paragraphs in the story map?


- 1) Setting Description
- 2) Character description
- 3) Travelling to new location
- 4) Interacting with new location
- 5) Going towards whatever has interested them
- 6) A hint or warning sign
- 7) Interacting with whatever has interested them
- 8) Ending





Have a go at drawing your own visual plan!

Try to create and show your atmosphere in your drawings!



## Now, a written plan:

For each paragraph:

- a) A sentence explaining what is happening.
- b) A complex sentence structure (think powerful expanded noun phrases, fronted adverbials, relative clauses, semi-colons, colons for a list)

For example:

1. The story is set in a village in the middle of winter.

Fronted Adverbial: With snowflakes fluttering to the ground, the village seemed to be covered with a thick white blanket.

1) Setting Description

2) Character description

3) Travelling to new location

4) A hint or warning sign

5) Interacting with whatever has interested them


6) Ending (remember: it has to end the story but can still leave the reader with some questions)



Setting Description



Character Description



Travelling to New Location



A Hint or a Warning



Interacting with Object



The Ending



Fantastic work!



Send your finished work to your class teacher:

[mjames@kingsavenue.lambeth.sch.uk](mailto:mjames@kingsavenue.lambeth.sch.uk)

[ksutherland@kingsavenue.lambeth.sch.uk](mailto:ksutherland@kingsavenue.lambeth.sch.uk)