

The background features abstract, overlapping green geometric shapes, primarily triangles and polygons, in various shades of green, creating a modern and dynamic visual effect.

# Thursday 21<sup>st</sup> January

LO: To investigate different microhabitats

# Science Vocabulary



question



observe



compare



identify



conclude



classify



# Recap! What did you learn yesterday?

- ▶ Yesterday you learnt about microhabitats.

- ▶ What is a microhabitat?

- A microhabitat is a very small habitat. It can be as small as a fallen branch or a space underneath a stone!

## Independent Task

Normally if we were in class we could go on a minibeast hunt!

Unfortunately we can't at the moment 😞

















So your task today is to fill in the sheet.

Write the name of the minibeast and then the type of habitat. (I have done the first two for you!)

Challenge: Write why the minibeast likes that microhabitat. What are the conditions like?

### Minibeasts and Their Habitats

Fill in the missing words then draw a line from each minibeast to the place where you might find it.

	<input type="text"/>		mud
	<input type="text"/>		wood
	<input type="text"/>		<input type="text"/>
	<input type="text"/>		<input type="text"/>
	<input type="text"/>		<input type="text"/>
	<input type="text"/>		<input type="text"/>
	<input type="text"/>		<input type="text"/>
	<input type="text"/>		<input type="text"/>

## Independent Task 2

### Pictogram time!

- ▶ Please find the separate sheet and fill in the pictogram for what you would find at each microhabitat 😊

You have finished today's science learning,  
well done! Please email any wonderful work  
to [gdearle@kingsavenue.lambeth.sch.uk](mailto:gdearle@kingsavenue.lambeth.sch.uk)

